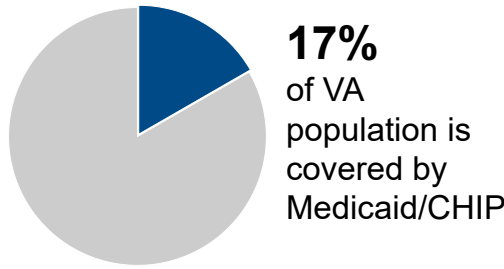
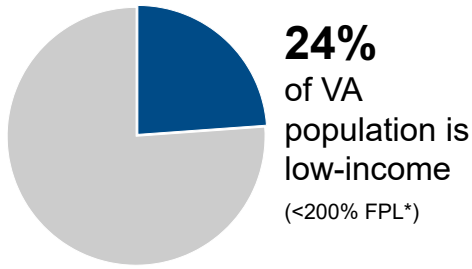
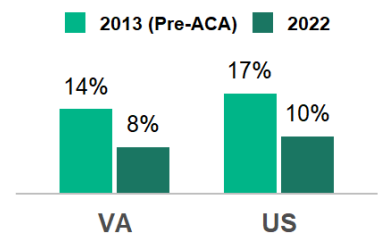


1,872,300 enrolled in VA Medicaid



Uninsured Rates in VA



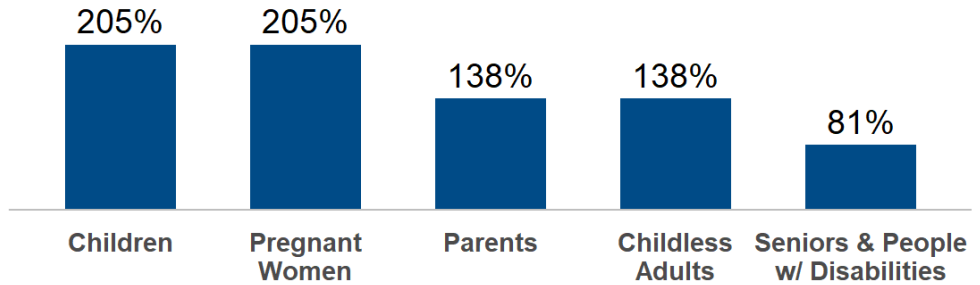
VA Expansion Status:

Adopted

Adults in Expansion Group:
758,000

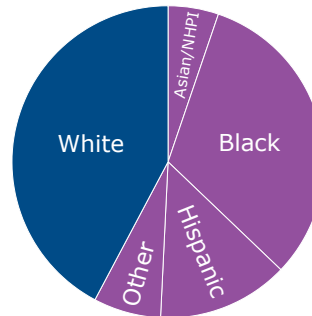
Eligibility Levels

as a % of FPL*



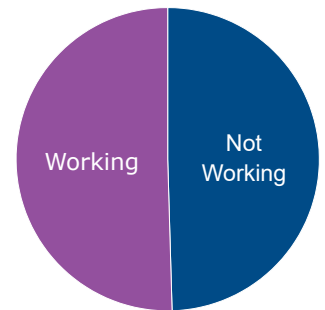
*100% of Federal Poverty Level (FPL): \$25,820 for a family of three; \$15,060 for an individual

In VA, Medicaid Covers:

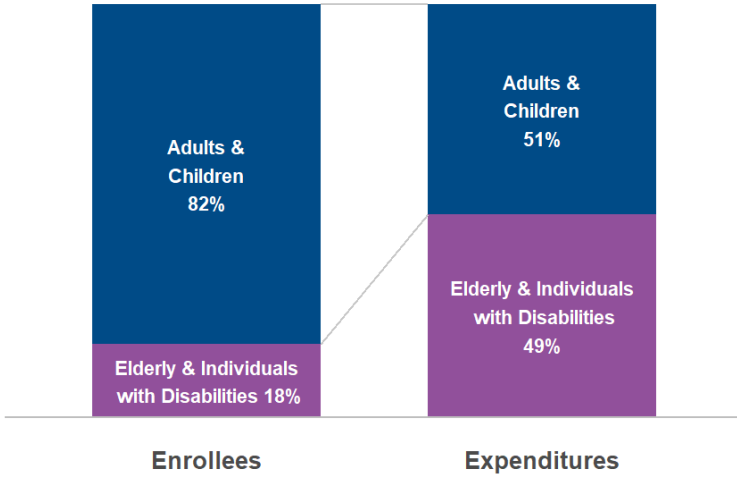


58% of non-elderly Medicaid enrollees in VA are people of color

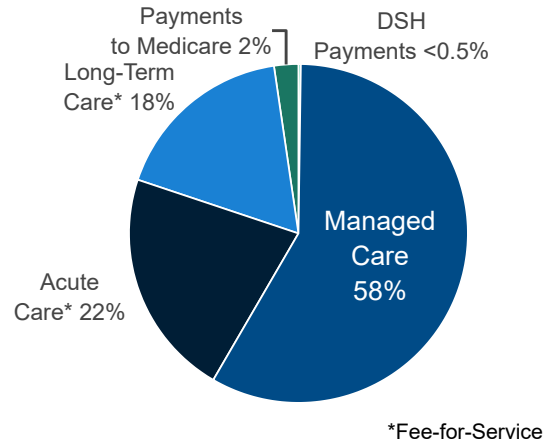
50% of adults in VA on Medicaid are working



Medicaid Enrollees & Expenditures in VA



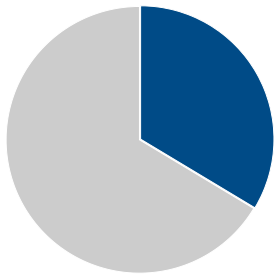
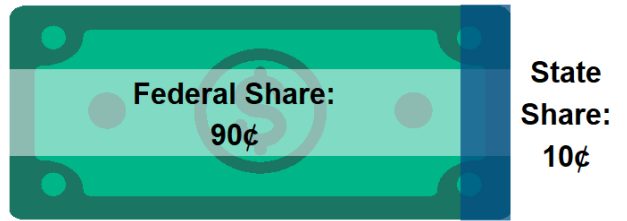
Total VA Medicaid Spending by Service: \$18.7 billion



In VA, the federal government pays **51%** of the cost of traditional Medicaid.



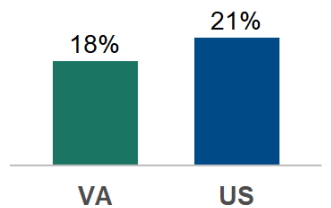
The federal government pays **90%** of the cost of the Medicaid expansion.



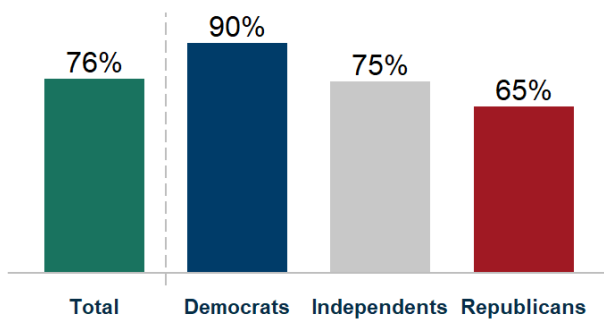
34% of births in VA are covered by Medicaid

Virginia has adopted the Medicaid 12-month postpartum coverage extension

Medicaid Coverage of Women Ages 15–49



National Share of Those that Hold Favorable Views of Medicaid



National Access Measures

